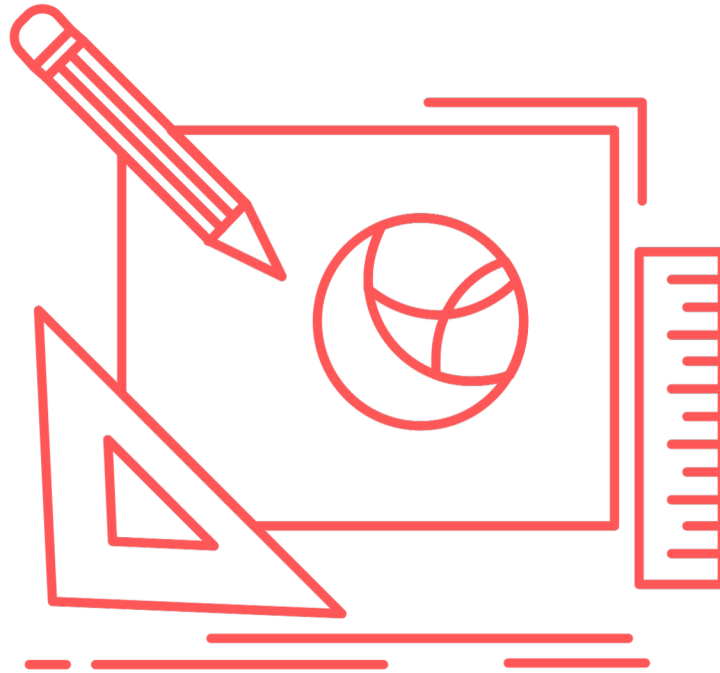








Home Design Planner



CORIENNE DALLY

DESIGNER
SHOWROOM CONSULTANT
OWNER

-  319-202-2779
-  SHOWROOM@BEARCREEKDESIGNSTUDIO.COM
-  WWW.BEARCREEKDESIGNSTUDIO.COM
-  122 E WASHINGTON ST
MARENGO, IA 52301

Paint Color Keeper

Main Color

Tape color chip here

Brand

Color Number

Color Name

Secondary Color

Tape color chip here

Brand

Color Number

Color Name

Complementary Color

Tape color chip here

Brand

Color Number

Color Name

Brand

Actual Brand of Paint

- ACE
- Behr
- Benjamin Moore
- Clark and Kensington
- Dutch Boy
- Glidden
- Kilz
- Olympic
- PPG
- Pratt and Lambert
- Rustoleum
- Sherwin-Williams
- Valspar
-

Location/Room

- Living Room
- Kitchen
- Dining Room
- Hallway
- Master Bedroom
- Spare Room #1
- Spare Room #2
-
- Master Bathroom
- Bathroom #1
- Bathroom #2
-
-

Sheen

- Flat
- Matte
- Eggshell
- Satin
-
- Semi-Gloss
- High Gloss
-

Interior/Exterior

- Interior
- Exterior

Paint Line

e.g. Valspar Medallion

Exterior Paint Planner

Main Color

Tape color chip here

Brand

Color Number

Color Name

Accent Color

Tape color chip here

Brand

Color Number

Color Name

Trim Color

Tape color chip here

Brand

Color Number

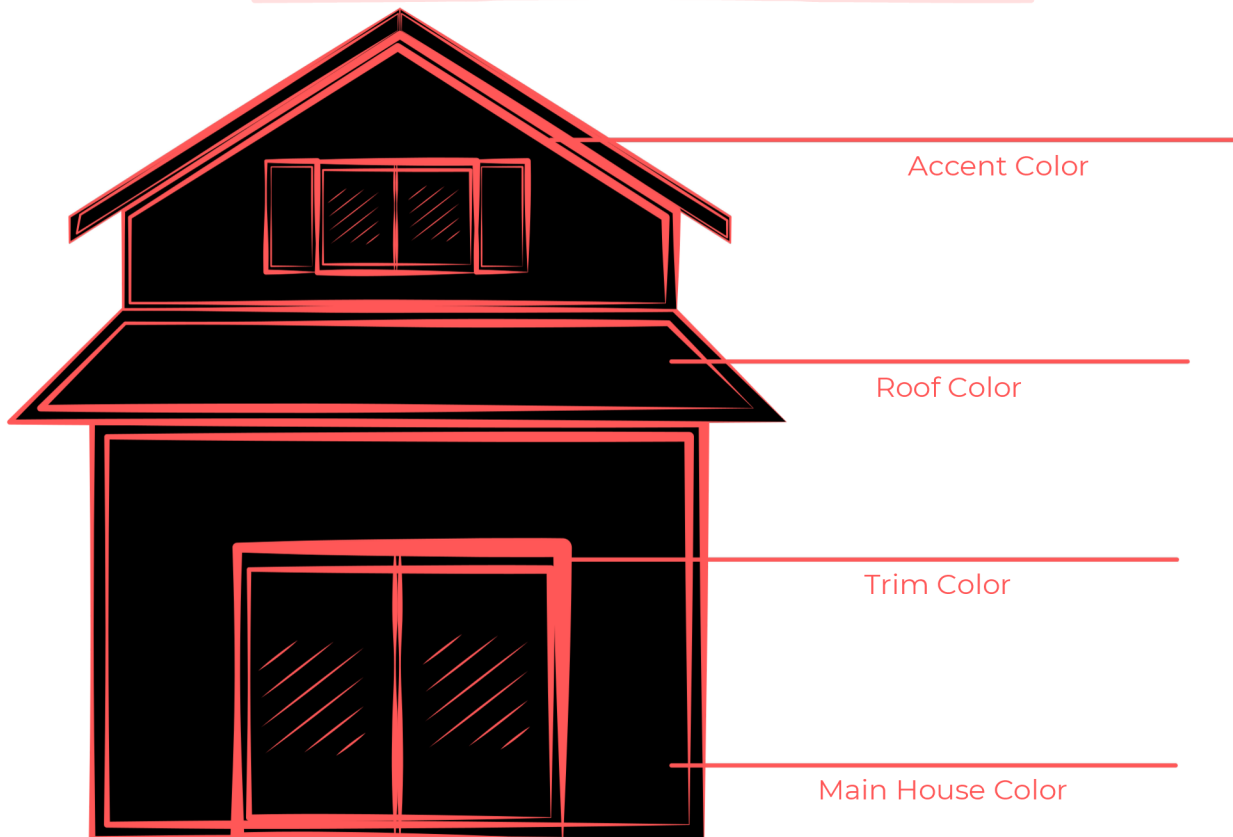
Color Name

Prep Work Needed

- Pressure washing
- Scraping
- Mold & Mildew Cleaning
- Caulking

Supplies Needed

- Painters Tape
- Sprayer/Roller Covers
- 3" Paint Brushes
- Painters Plastic
- Paint Tray
- Caulking Gun
- Paper Towels
- 5 Gallon Bucket



Flooring Planner

Flooring Type

- Hardwood Engineered
- Hardwood
- Vinyl Plank/Vinyl Tile
- Sheet Vinyl
- Linoleum
- Laminate
- Cork
- Tile
- Other

Brand Name

Color Name/Number

Purchase Location

Flooring Cost Calculator

Room Length (L)

Room Width (W)

Room Area (L x W)

Total Area x (1.1 - 1.2)

Multiply by a smaller number for less extra material or a larger number for more extra material. Extra material makes sure you have enough for mis-cuts or unusual obstacles.

Flooring Price per Sq Ft

Total Area x Price:



GRAND
TOTAL

Room Design Planner

Room Overview

Room

Budget

Key Style Points

Inspiration
Images

Colors

Materials

Furniture



Prehung Front Door Builder

Door Mock-Up



Draw in your hinges & bore holes (if viewed from the outside)



Hinges



Bore Hole

Doorknob Bore



Door Knob



Deadbolt

Bore Backset

Jamb Size (how thick is the wall)



4-9 / 16"



5-1/2"



6-9 / 16"



Other

Door Size

Door slab height:

Door slab width:

Rough opening width:

(distance between the studs)

Rough opening height:

(distance between the floor & top of framing)

Hinge Color



Bright Brass



Satin Brass



Nickel



Bronze



Chrome



White



Black



Stainless Steel



Antique Brass

Glass



1/4 size



1/2 size



2/3 size



Full size



Privacy



Decorative

Pre-Finish



Stain



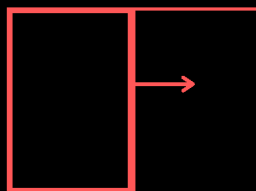
Paint

Window Planner

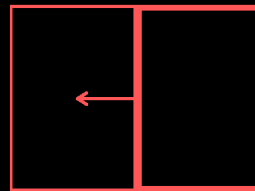
Basics

- Do you want there to be grids in your windows?
- What grid pattern do you want?
- Do you want windows that open in a unique way?
- Should you consider an older architectural style?

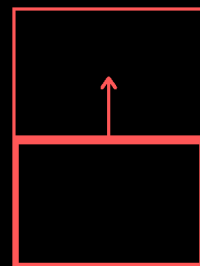
Opening Style




XO Slider



OX Slider




Single Hung



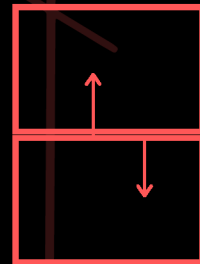
Hopper



Awning




Casement



Double Hung



Side view




Side view




Top down view


Grid Pattern




Colonial




Cottage



Prairie



Plaza



Custom
(draw in)

Slab Front Door Builder

Door Mock-Up

Take all measurements from bottom of door. Measure between every hashmark.

Circle the swing of your door

Interior
Exterior

Interior
Exterior

Basic Door Shape and Size

Door slab thickness:

Door slab height:

Door slab width:

Door Knob Bore

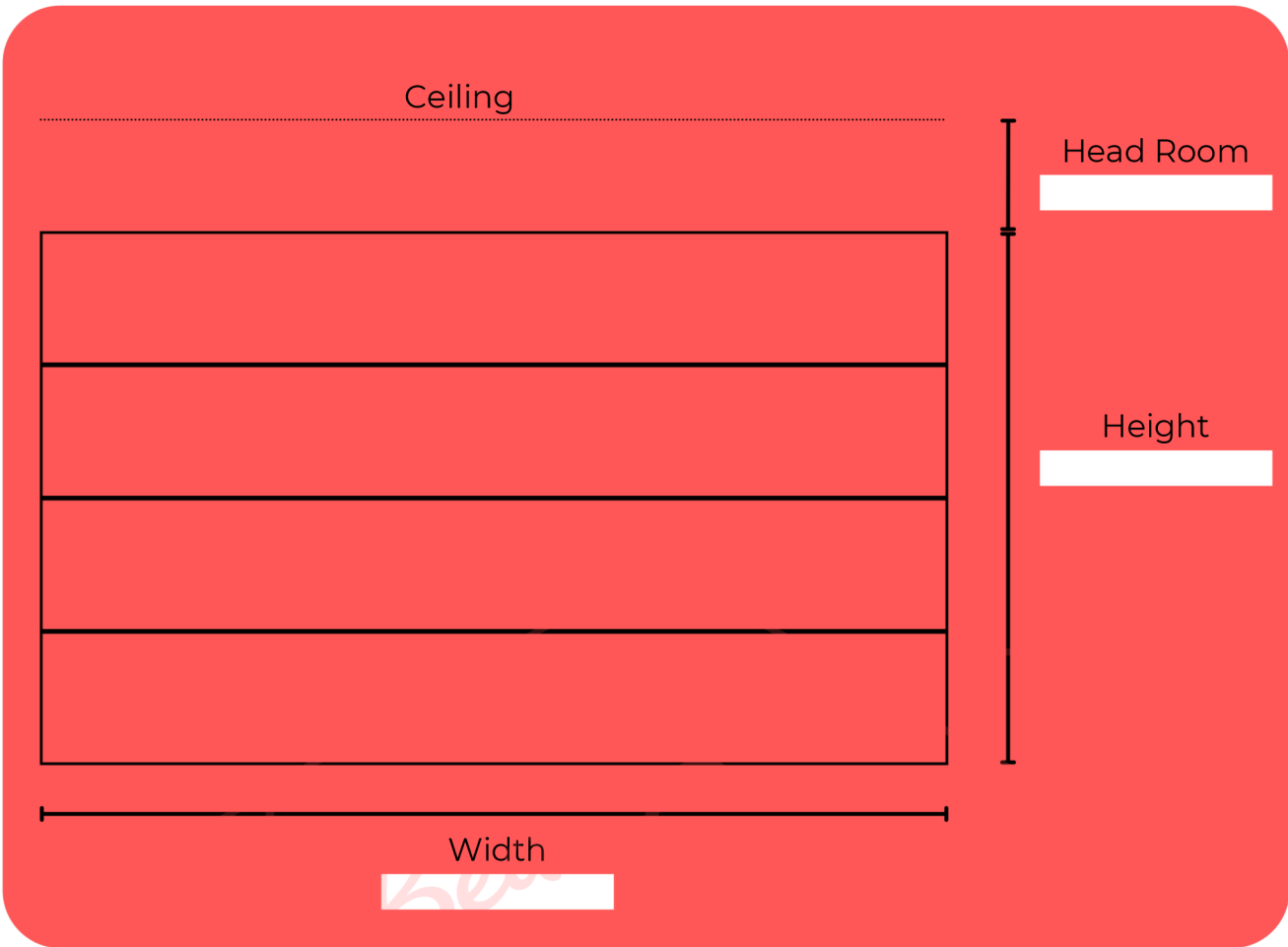
Bore backset:
(how far from the edge of the door to the center of the bore)

Distance between bore holes:

Hinges

Hinge height:

Garage Door Update Plan



Glass Panels

<input type="checkbox"/> Top Section	<input type="checkbox"/> 2nd Section	<input type="checkbox"/> 3rd Section
<input type="checkbox"/> Square	<input type="checkbox"/> Privacy	<input type="checkbox"/> Decorative

Finish


<input type="checkbox"/> Wood Grained	<input type="checkbox"/> Painted	<input type="checkbox"/> Decorative Strapping (<i>draw in</i>)
<input type="checkbox"/> Pre-Painted	<input type="checkbox"/> Pre-Stained	<input type="checkbox"/> Decorative Handle (<i>draw in</i>)

Insulation Level

<input type="checkbox"/> Low	<input type="checkbox"/> Medium	<input type="checkbox"/> High
------------------------------	---------------------------------	-------------------------------

Floorplan

Room: _____



Room Dimensions

Room:

Length:

Width:

Ceiling Height:

CLOSETS

Closet height:

Closet height:

Closet width:

Closet width:

Floor to top of closet:

Floor to top of closet:

Left wall to edge of closet:

Left wall to edge of closet:

DOORS

Door height:

Door height:

Door width:

Door width:

Floor to top of door:

Floor to top of door:

Left wall to edge of door:

Left wall to edge of door:

WINDOWS

Window height:

Window height:

Window width:

Window width:

Floor to bottom of window:

Floor to bottom of window:

Left wall to edge of window:

Left wall to edge of window:

Window height:

Window height:

Window width:

Window width:

Floor to bottom of window:

Floor to bottom of window:

Left wall to edge of window:

Left wall to edge of window:

Room Inspiration

Collect your favorite
inspiration photos
and paint samples



Product Purchase Planner

Item	Specifications	Budget	
Store	Brand	Color	Price

Item	Specifications	Budget	
Store	Brand	Color	Price

Item	Specifications	Budget	
Store	Brand	Color	Price



