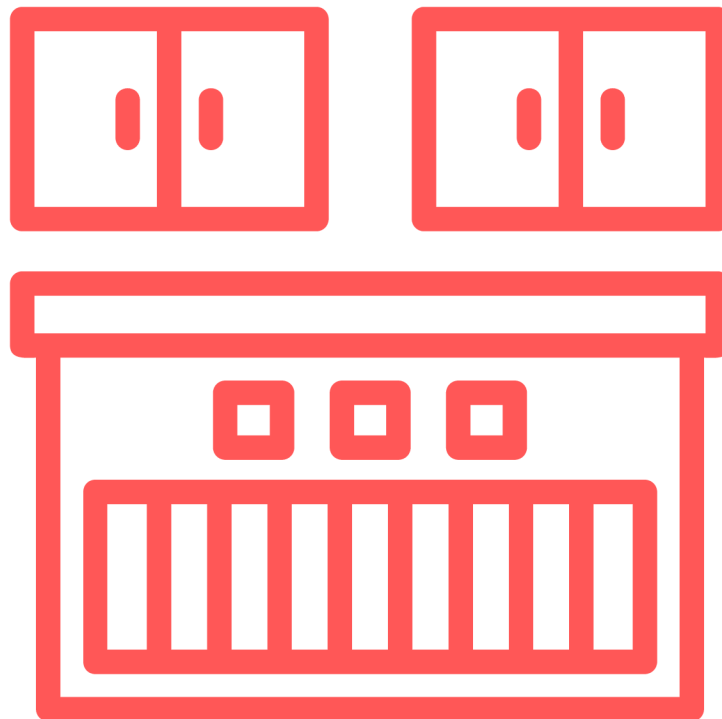








New Countertop Planner



CORIENNE DALLY

DESIGNER
SHOWROOM CONSULTANT
OWNER

-  319-202-2779
-  SHOWROOM@BEARCREEKDESIGNSTUDIO.COM
-  WWW.BEARCREEKDESIGNSTUDIO.COM
-  122 E WASHINGTON ST
MARENGO, IA 52301

Countertop Planner

COUNTERTOP DESIGN

Material

- | | | |
|--|--|------------------------------------|
| <input type="checkbox"/> Tile | <input type="checkbox"/> Concrete | <input type="checkbox"/> Quartz |
| <input type="checkbox"/> Granite | <input type="checkbox"/> Limestone | <input type="checkbox"/> Marble |
| <input type="checkbox"/> Laminate | <input type="checkbox"/> Stainless steel | <input type="checkbox"/> Soapstone |
| <input type="checkbox"/> Solid surface | <input type="checkbox"/> Wood | <input type="checkbox"/> Other |

Edge Treatment

- | | | |
|---------------------------------|--------------------------------|---|
| <input type="checkbox"/> Bevel | <input type="checkbox"/> Ogee | <input type="checkbox"/> Bull nose (Full) |
| <input type="checkbox"/> Square | <input type="checkbox"/> Eased | <input type="checkbox"/> Bull nose (1/2 Full) |
| | <input type="checkbox"/> Other | |

Brand:

Color Name:

BACKSPLASH DESIGN

Material:

Color:

Height from counter:

Bear Creek



DESIGN STUDIO
(319) 202-2779

Countertop Planner

MODEL#

FAUCET DESIGN

Brand:

Finish

- | | | |
|--|---------------------------------------|--|
| <input type="checkbox"/> Brass | <input type="checkbox"/> Satin Nickel | <input type="checkbox"/> Oil Rubbed Bronze |
| <input type="checkbox"/> Black | <input type="checkbox"/> Chrome | <input type="checkbox"/> Antique Brass |
| <input type="checkbox"/> Satin Brass | <input type="checkbox"/> Black Nickel | <input type="checkbox"/> Ceramic |
| <input type="checkbox"/> Stainless Steel | <input type="checkbox"/> Satin Chrome | <input type="checkbox"/> Other |

How many handles on the faucet? 1 Handle 2 Handle Bridge Type

Style of Faucet? Pot Filler Gooseneck Pull Out

Is the faucet auto/touch sensitive? Pot Filler Gooseneck

Other Features

- | | | |
|---|--------------------------------------|---------------------------------------|
| <input type="checkbox"/> Separate Spray | <input type="checkbox"/> Instant Hot | <input type="checkbox"/> Water Filter |
|---|--------------------------------------|---------------------------------------|

MODEL#

SINK DESIGN

Material

- | | | |
|------------------------------------|---------------------------------|--|
| <input type="checkbox"/> Composite | <input type="checkbox"/> Enamel | <input type="checkbox"/> Cast iron |
| <input type="checkbox"/> Porcelain | <input type="checkbox"/> Steel | <input type="checkbox"/> Solid surface |
| | <input type="checkbox"/> Other | |

Number of Basins

- | | | |
|------------------------------|-------------------------------------|---|
| <input type="checkbox"/> One | <input type="checkbox"/> Two, equal | <input type="checkbox"/> Two, 1 large 1 small |
|------------------------------|-------------------------------------|---|

Mounting Style

- | | | |
|--|--------------------------------------|-----------------------------------|
| <input type="checkbox"/> Self-rimming | <input type="checkbox"/> Under mount | <input type="checkbox"/> Integral |
| <input type="checkbox"/> Counter section | <input type="checkbox"/> Apron | <input type="checkbox"/> Other |

Is there a garbage disposal? Yes No

Countertop Planner

MODEL#

OVEN/MICROWAVE

Brand:

Size:

Fuel Electric Gas

Style

Free-standing Drop in Slide in
 Integrated Pro style Other

Microwave Above Oven
 Microwave In Cabinet
 Microwave On Counter

MODEL#

COOKTOP

Brand:

Integrated with the oven? Yes No

Controls Electronic Knobs

Range Hood/Venting

Match to cooktop Match to cabinetry Pop up

MODEL#

REFRIGERATOR

Type of fridge

French door Freezer on top Freezer on bottom
 Side by side Counter depth Standard depth

Features

Ice maker Partial access LCD screen
 Ice dispenser Water dispenser Smart connectivity

MODEL#

DISHWASHER

Front Style Matching other appliances Integrated

Interior Material Plastic Stainless Steel

Features

Adjustable shelves Multiple racks Stemware section
 Flatware tray Special cycles Smart connectivity

Countertop Measurements

